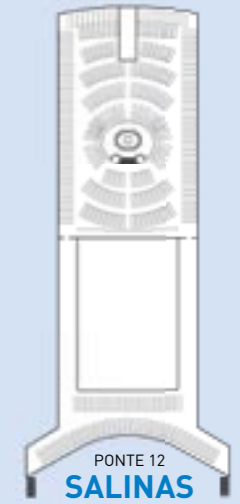


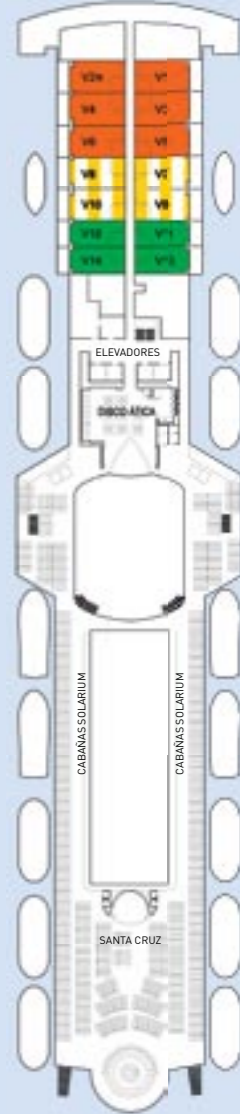
# DECK PLANS



# GRAND CELEBRATION



PONTE 12  
**SALINAS**



PONTE 11  
**VALLE INCLÁN**




PONTE 10  
**LARRA**




PONTE 9  
**PÉREZ GALDÓS**



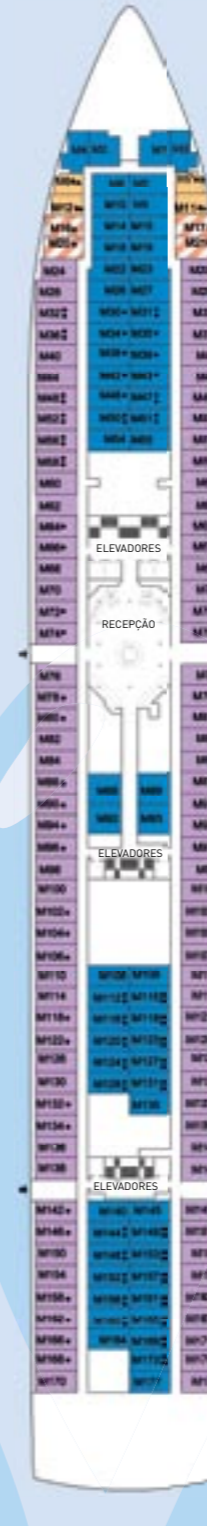
PONTE 8  
**ALBERTI**



PONTE 7  
**ESPRONCEDA**



PONTE 6  
**UNAMUNO**



PONTE 5  
**MACHADO**



PONTE 4  
**ROJAS**

Tonelagem **47.626 t**  
 Comprimento **224 m**  
 Largura **28 m**  
 Velocidade **21 nós**  
 Capacidade **1.896**  
 Tripulação **620**  
 Cabines **747**  
 Piscinas **2 + 1 infantil**  
 Jacuzzi **3**  
 Voltagem **220/ 110 volts**

### LEGENDA

- leito alto
- 2 leitos altos
- ◆ Cabines com escotilha
- Cabines conjugadas

CAT.	TIPOS DE CABINES	PONTES
A	Interna	4/5/6
B	Interna	4
C	Interna	5
D	Interna	6
E	Interna	7
F	Externa com escotilha	4/5/6
G	Externa	4
H	Externa	5
I	Externa	6
J	Externa	7
K	Junior suite com varanda	11
M	Suite com varanda (vista limitada)	11
N	Suite Royal com grande varanda	11

Algumas cabines podem acomodar hóspedes com deficiência física. Consulte.